


Porta-Tank™



Transportable Water Tank and Power Spray System

Uses:

Efficiency Production's Porta-Tank™ is a self-contained water storage and power spray system that fits easily into the bed of a dump truck, flat bed truck, or trailer. The Porta-Tank™ eliminates the high cost of a single purpose water tanker, and is available in 1,400 gallon to 5,000 gallon capacities with a variety of options in either Standard or Deluxe models. Porta-Tank™ is utilized for:

- Street power washing.
- Flushing and testing utility lines.
- Water transport.
- Soil stabilization.
- Dust control.
- Landscape watering.
- Jetting well points.
- Sump pumping.
- Concrete sawing.
- Equipment cleaning.

Features:

- Heavy steel plate construction with interior baffles provide solid structural support and minimize sudden weight shift.
- Corrosion-resistant coating used on interior surfaces helps to prevent rust build-up.
- Full length steel channel skids.
- Top access hatch for visual inspection of tank.
- Site gauge for quick reading of water level.
- 3 in. x 20 ft. suction hose with quick connect coupling.
- 3/4 in. hose connection.
- Plumbing designed to permit gravity flow.
- Pump and engine.

Options:


- Choice of Duck Bill or Fan Spray nozzle.
- Extended spray bar.
- Front bumper mounted spray bar.
- Anti-syphon fill pipe.
- Quick-Dump valve.
- Hose reel.
- Cab operated water control valve.
- Electric start.
- 2 in. quick connect coupling.
- 2 x 5 in. PVC discharge hose.

Standard Series:

- Choice of nozzles.
- Pump & engine.
- Suction hose.
- Plumbing.

Deluxe Series:

- Anti-syphon fill pipe.
- All 5 nozzles.
- Hose reel.
- 3 in. x 20 ft. suction hose.
- Pump & engine.
- Cab operated water control valve.
- Electric start.
- 2 in. quick connect coupling.
- Plumbing.




PT 2000 Standard on Off-Road Truck



Duck Bill Nozzle



Fan Spray Nozzle



Porta-Tank™



Transportable Water Tank and Power Spray System



PT 3000 Deluxe



PT 3000 Deluxe



Standard Series



Deluxe Series



Roll-Off (PT 1400)

PT Standard Porta-Tank Water Spray System				
Model (approx. gal.)	Size (In.) (Ht. x W x Lg.)	Capacity (Gal.)	Weight Empty (Lbs.)	Weight Full (Total) (Lbs.)
PT 1400	36 x 80 x 120	1,400	4,355	16,087
PT 2000	42 x 80 x 148	2,000	5,970	22,630
PT 3000	60 x 80 x 162	3,200	6,750	33,406
PT 4000	66 x 80 x 192	4,200	8,270	43,256
<i>Weights may vary</i>				
PT Deluxe Porta-Tank Water Spray System				
PT 1400	36 x 80 x 120	1,400	4,525	16,187
PT 2000	42 x 96 x 115	2,000	6,140	22,800
PT 3000	60 x 80 x 162	3,200	6,920	33,526
PT 4000	66 x 80 x 192	4,200	8,440	43,426
<i>Weights may vary</i>				



PT 4000 Standard